



SERIES TDFS2 | W.E. ANDERSON THERMAL DISPERSION FLOW SWITCH



TDFS2-1-P-06



TDFS2-2-P-06

BENEFITS/FEATURES

- Better reliability and life expectancy than mechanical flow switches with no paddles or vanes to wear or break, no jams in the paddle movement, and no seals on movement assembly to wear or leak
- Long operation life, as it is not affected by empty pipe by avoiding overheating with heating above the process temperature and then cooling down to process temperature
- Lower system run cost with low pressure drop with 10% insertion into the flow (e.g. 1/8" for 3/4" schedule 40 pipe)

APPLICATIONS

- Boiler flow proving
- Hot water heaters
- Chillers
- Liquid transfer systems

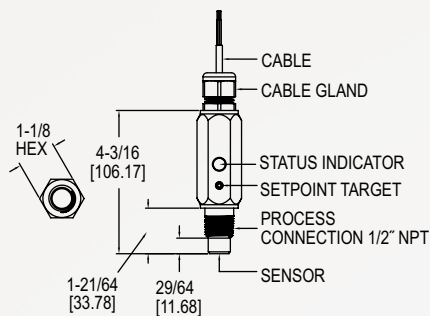
DESCRIPTION

The **Series TDFS2 Thermal Dispersion Flow Switch** is a thermal flow switch that indicates whether the flow rate is above or below a user set flow rate. The unit incorporates two LED status indicators providing visual switch indication. The set flow rate (setpoint) is easily field adjustable with included magnet and the unit has both NO and NC NPN outputs.

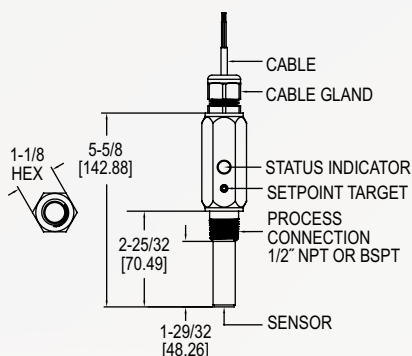
SPECIFICATIONS

Service	Compatible water-based fluids.
Wetted Materials	316 SS.
Pipe Range	1/2 to 1-1/2" (15 to 40 mm) or 2 to 10" (50 to 250 mm) (model selectable).
Set Point Range	0.5 to 10 ft/s (0.15 to 3.0 m/s).
Repeatability	0.07 ft/s (0.02 m/s) +3% of setpoint.
Typical Deadband	0.1 ft/s (0.03 m/s) +15% of setpoint.
Temperature Limits	Ambient: 5 to 140°F (-15 to 60°C); Process: 5 to 140°F (-15 to 60°C), Storage: -40 to 185°F (-40 to 85°C).
Pressure Limits	300 psig (20.67 bar).
Response Time	Approximately 8 s.
Power Requirement	9-24 VDC.
Switching Current	400 mA, derate 5 mA/°C above 23°C.
Current Consumption	Average: 93 mA; Peak: 300 mA.
Electrical Connection	1/2" NPT female or cable gland with 4 conductor 22 AWG 6' (1.83 m) long (model selectable).
Process Connection	1/2" NPT or BSPT male (model selectable).
Enclosure Rating	NEMA 4X (IP65).
Housing Materials	316 SS, 416 SS, polycarbonate, neoprene, and acrylated urethane.
Switch Type	1 NO NPN, 1 NC NPN.
Input Power and Protection	0.5 A fuse (resettable) reverse polarity protected.
Switched Output Protection	0.5 A fuse (resettable) reverse polarity protected.
Agency Approvals	CE.

DIMENSIONS

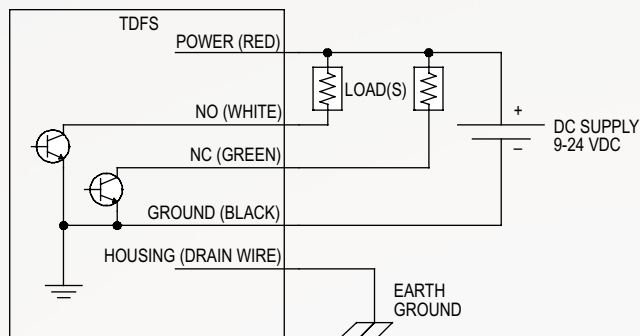


TDFS2-1-P-06



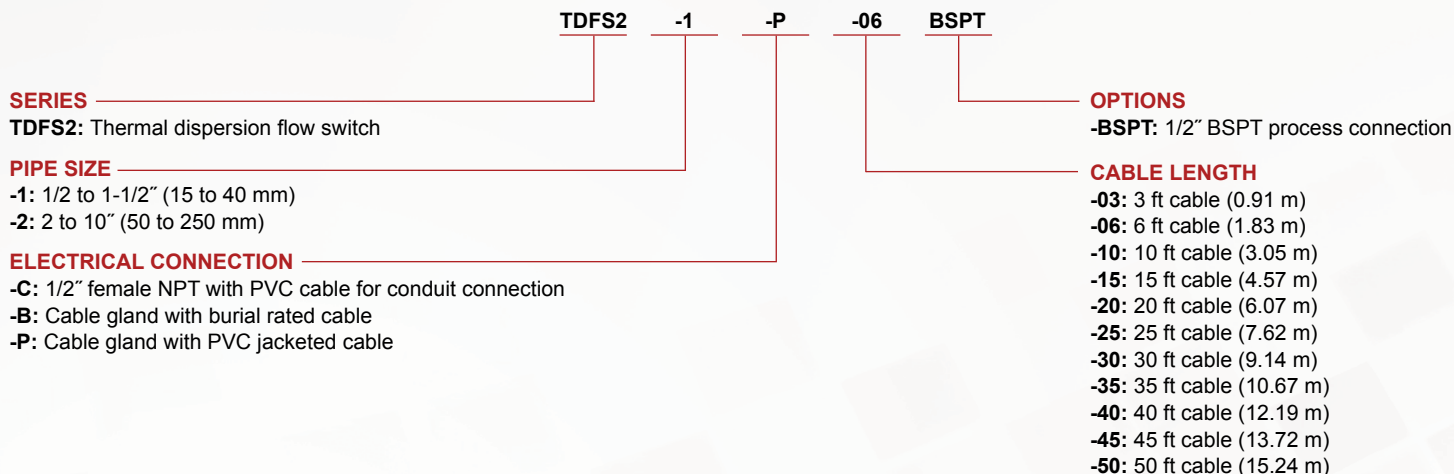
TDFS2-2-P-06

WIRING DIAGRAM



HOW TO ORDER

Use the **bold** characters from the chart below to construct a product code.



ACCESSORIES

Model	Description
100571-00	Replacement set point magnet

ORDER ONLINE TODAY!

dwyer-inst.com/Product/SeriesTDFS2



DWYER INSTRUMENTS, INC.